

OCR

Oxford Cambridge and RSA

...day June 20XX – Morning/Afternoon

AS Level Chemistry A

H032/02 Depth in chemistry

SAMPLE MARK SCHEME

Duration: 1 hour 30 minutes

MAXIMUM MARK 70

SPECIMEN

This document consists of 20 pages

MARKING INSTRUCTIONS**PREPARATION FOR MARKING****SCORIS**

1. Make sure that you have accessed and completed the relevant training packages for on-screen marking: *scoris assessor Online Training*; *OCR Essential Guide to Marking*.
2. Make sure that you have read and understood the mark scheme and the question paper for this unit. These are posted on the RM Cambridge Assessment Support Portal <http://www.rm.com/support/ca>
3. Log-in to scoris and mark the **required number** of practice responses (“scripts”) and the **required number** of standardisation responses.

YOU MUST MARK 10 PRACTICE AND 10 STANDARDISATION RESPONSES BEFORE YOU CAN BE APPROVED TO MARK LIVE SCRIPTS.

MARKING

1. Mark strictly to the mark scheme.
2. Marks awarded must relate directly to the marking criteria.
3. The schedule of dates is very important. It is essential that you meet the scoris 50% and 100% (traditional 50% Batch 1 and 100% Batch 2) deadlines. If you experience problems, you must contact your Team Leader (Supervisor) without delay.
4. If you are in any doubt about applying the mark scheme, consult your Team Leader by telephone, email or via the scoris messaging system.

5. Work crossed out:
- where a candidate crosses out an answer and provides an alternative response, the crossed out response is not marked and gains no marks
 - if a candidate crosses out an answer to a whole question and makes no second attempt, and if the inclusion of the answer does not cause a rubric infringement, the assessor should attempt to mark the crossed out answer and award marks appropriately.
6. Always check the pages (and additional objects if present) at the end of the response in case any answers have been continued there. If the candidate has continued an answer there then add a tick to confirm that the work has been seen.
7. There is a NR (No Response) option. Award NR (No Response)
- if there is nothing written at all in the answer space
 - OR if there is a comment which does not in any way relate to the question (e.g. 'can't do', 'don't know')
 - OR if there is a mark (e.g. a dash, a question mark) which isn't an attempt at the question.
- Note: Award 0 marks – for an attempt that earns no credit (including copying out the question).
8. The scoris **comments box** is used by your Team Leader to explain the marking of the practice responses. Please refer to these comments when checking your practice responses. **Do not use the comments box for any other reason.**
- If you have any questions or comments for your Team Leader, use the phone, the scoris messaging system, or email.
9. Assistant Examiners will send a brief report on the performance of candidates to their Team Leader (Supervisor) via email by the end of the marking period. The report should contain notes on particular strengths displayed as well as common errors or weaknesses. Constructive criticism of the question paper/mark scheme is also appreciated.

10. For answers marked by levels of response:

Read through the whole answer from start to finish, concentrating on features that make it a stronger or weaker answer using the indicative scientific content as guidance. The indicative scientific content indicates the expected parameters for candidates' answers, but be prepared to recognise and credit unexpected approaches where they show relevance.

Using a 'best-fit' approach based on the science content of the answer, first decide which set of level descriptors, Level 1, Level 2 or Level 3, **best** describes the overall quality of the answer using the guidelines described in the level descriptors in the mark scheme.

Once the level is located, award the higher or lower mark.

The higher mark should be awarded where the level descriptor has been evidenced and all aspects of the communication statement (in italics) have been met.

The lower mark should be awarded where the level descriptor has been evidenced but aspects of the communication statement (in italics) are missing.

In summary:

- **The science content determines the level.**
- **The communication statement determines the mark within a level.**

Level of response questions on this paper are **4(a)** and **5(c)**.

11. Annotations

Annotation	Meaning
DO NOT ALLOW	Answers which are not worthy of credit
IGNORE	Statements which are irrelevant
ALLOW	Answers that can be accepted
()	Words which are not essential to gain credit
—	Underlined words must be present in answer to score a mark
ECF	Error carried forward
AW	Alternative wording
ORA	Or reverse argument

12. Subject-specific Marking Instructions

INTRODUCTION

Your first task as an Examiner is to become thoroughly familiar with the material on which the examination depends. This material includes:

- the specification, especially the assessment objectives
- the question paper
- the mark scheme.

You should ensure that you have copies of these materials.

You should ensure also that you are familiar with the administrative procedures related to the marking process. These are set out in the OCR booklet **Instructions for Examiners**. If you are examining for the first time, please read carefully **Appendix 5 Introduction to Script Marking: Notes for New Examiners**.

Please ask for help or guidance whenever you need it. Your first point of contact is your Team Leader.

Question			Answer	Marks	Guidance
1	(a)	(i)	$P_4 + 6Br_2 \rightarrow 4PBr_3$ ✓	1	IGNORE state symbols
		(ii)	<p>FIRST CHECK THE ANSWER ON THE ANSWER LINE If answer = 3.01×10^{21} award 3 marks</p> <p>$M_r(PBr_3) = 270.7$ (g mol⁻¹) ✓</p> <p>$n(PBr_3) = 1.3535 / 270.7 = 5.000 \times 10^{-3}$ mol ✓</p> <p>number of molecules = $5.000 \times 10^{-3} \times 6.02 \times 10^{23}$ = 3.01×10^{21} molecules ✓</p>	3	<p>If there is an alternative answer, check to see if there is any ECF credit possible using working below.</p> <p>ALLOW in working shown as $28.1 + 35.5 \times 4$</p> <p>ALLOW ECF from incorrect molar mass of PBr_3 ALLOW 0.005(00) (mol) for two marks</p> <p>ALLOW ECF for incorrect amount of PBr_3 ALLOW calculator value or rounding to 3 significant figures or more BUT IGNORE 'trailing' zeroes, e.g. 0.200 allowed as 0.2</p> <p>DO NOT ALLOW any marks for: $1.3535 \times 6.02 \times 10^{23} = 8.15 \times 10^{23}$</p>
		(iii)	<p>Pyramidal ✓</p> <p>(because there are) 3 bonded pairs and 1 lone pair (around the central phosphorus atom) ✓</p> <p>and electron pairs repel each other as far apart as possible so will take on a tetrahedral arrangement (giving a pyramidal shape overall) ✓</p>	3	
	(b)	(i)	(because energy is needed to break) induced dipole–dipole interactions / London forces between molecules ✓	1	ALLOW forces of attraction between molecules OR van der Waals' forces IGNORE reference to strong or weak
		(ii)	Bond breaking (+193) + (+151) = (+)344	2	

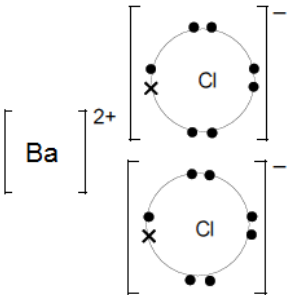
Question		Answer	Marks	Guidance
		AND Bond making $2(-175) = (-)350$ ✓ $\Delta_f H = \frac{(+344) + (-350)}{2} = -3$ (kJ mol ⁻¹) ✓		Correct answer scores 2 marks
	(c)	Electron pair acceptor ✓ I ⁺ ✓	2	
	(d)	Br ₂ + 2KOH → KBr + KBrO + H ₂ O ✓	1	ALLOW 3Br ₂ + 6KOH → 5KBr + KBrO ₃ + 3H ₂ O ALLOW ionic equation
		Total	13	

Question			Answer	Marks	Guidance
2	(a)	(i)	(because) molecule contains only single C–C bonds ✓	1	ALLOW no multiple bonds/no double or triple bonds ALLOW contains single bonds only
		(ii)	109.5° ✓	1	
		(iii)	Combustion for energy production (alternative to fossil fuels) ✓ Use as an organic feedstock ✓	2	
	(b)	(i)	$\left[\begin{array}{cc} \text{H} & \text{OH} \\ & \\ -\text{C} & - & \text{C}- \\ & \\ \text{H} & \text{H} \end{array} \right]_n \quad \checkmark$	1	
		(ii)	<p>Evidence against ethenol: No infrared absorption between 3200 and 3600 cm⁻¹ from O–H ✓</p> <p>Evidence for isomer: Infrared absorption between 1640 and 1750 cm⁻¹ indicates C=O ✓ Mass spectrum: fragmentation peak at $m/z = 29$ suggests CHO⁺ OR fragmentation peak at $m/z = 15$ suggests CH₃ ✓</p> <p>Identification: Ethanal/CH₃CHO ✓</p>	4	IGNORE molecular ion peak at m/z confirms molecular mass of 44 g mol ⁻¹
			Total	9	

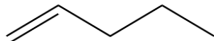
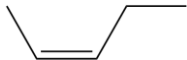
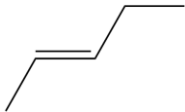
Question		Answer	Marks	Guidance
3	(a)	(Increase in pressure) increases the rate AND because molecules are closer together... ✓ ... so there are more collisions per unit time ✓	2	ALLOW more particles per unit volume NOT molecules move faster or have more energy
	(b) (i)	<i>Expression:</i> $K_c = [\text{NH}_3]^2 / [\text{H}_2]^3[\text{N}_2]$ ✓ <i>Calculation:</i> $= (0.877)^2 / (2.00)^3(1.20)$ ✓ $= 0.0801$ ✓ ($\text{dm}^6 \text{ mol}^{-2}$)	3	Square brackets required ALLOW from 1 sig fig up to calculator display Correct answer alone scores all marks
	(ii)	<i>Catalyst:</i> No effect, it only changes the rate of reaction ✓ <i>Higher temperature:</i> Forward reaction is exothermic ✓ so position of equilibrium moves to the left and there will be less NH_3 ✓	3	

Question	Answer	Marks	Guidance
(c)	<p>FIRST CHECK THE ANSWER ON THE ANSWER LINE IF answer = 76.5 (%) award 3 marks</p> $n(\text{NH}_3) = (1 \times 10^6) / 17 = 5.88 \times 10^4 \text{ (58824) (mol)}$ <p>AND</p> <p><i>Theoretical yield:</i> $n(\text{NH}_2\text{CONH}_2) = 5.88 \times 10^4 / 2 = 2.94 \times 10^4 \text{ (29412)}$ (mol) ✓</p> <p><i>Actual yield:</i> $n(\text{NH}_2\text{CONH}_2) = 1.35 \times 10^6 / 60 = 2.25 \times 10^4 \text{ (22500)}$ (mol) ✓</p> $\% \text{ yield} = (2.94 \times 10^4 / 2.25 \times 10^4) \times 100\% = 76.5(\%) \checkmark$	3	<p>If there is an alternative answer, check to see if there is any ECF credit possible using working below</p> <p>ALLOW up to full calculator display</p> <p>For 2nd and 3rd marks, ALLOW calculation in mass.</p> <p><i>Theoretical mass yield:</i> $m(\text{NH}_2\text{CONH}_2) = 60 \times 5.88 \times 10^4 / 2 = 1.764 \text{ tonne}$ ✓</p> $\% \text{ yield} = (1.35 / 1.764) \times 100 = 76.5\% \checkmark$ <p>ALLOW 76% (2 sig figs) up to calculator answer correctly rounded from previous values ALLOW ECF from calculated actual and theoretical yields</p>
	Total	11	

Question	Answer	Marks	Guidance
4 (a)*	<p><i>Please refer to the marking instructions on page 4 of this mark scheme for guidance on how to mark this question.</i></p> <p>Level 3 (5–6 marks) Describes full details of all of the test procedures and observations that allows all four compounds identified</p> <p><i>There is a well-developed line of reasoning and the method is clear and logically structured. The information presented is relevant and substantiated by observations from the tests described.</i></p> <p>Level 2 (3–4 marks) Describes most of the tests in some detail including the observations that allows all four compounds to be identified.</p> <p><i>There is a line of reasoning presented and the method has some structure. The information presented is in the most-part relevant and supported by some evidence of observations from the tests described.</i></p> <p>Level 1 (1–2 marks) Describes some of the tests but lacks details and observations to allow the identification of all four compounds</p> <p><i>The information is basic and the method lacks structure. The information is supported by limited evidence of the observations, the relationship to the evidence may not be clear.</i></p> <p>0 marks No response or no response worthy of credit.</p>	6	<p>Indicative scientific points may include</p> <p>Details of tests To identify sulfates:</p> <ul style="list-style-type: none"> • <u>Ammonium ion test</u>: on the sulfates already identified; <u>warm</u> with NaOH(aq) <i>followed by</i> • <u>Universal indicator test</u>: use of <u>moist indicator paper</u> on (ammonia) gas; correct observation (alkaline gas/high pH/blue or purple) for identification of (NH₄)₂SO₄, and by default of Na₂SO₄. <p>To identify halides:</p> <ul style="list-style-type: none"> • <u>Halide ion test</u>: addition of silver nitrate solution to remaining two solutions; correct observation (white precipitate/cream precipitate) <i>followed by</i> • <u>Solubility of precipitate</u>: addition of dilute ammonia solution to halide precipitates; correct observation (silver chloride dissolves) enabling identification of NaCl and by default of KBr.

Question		Answer	Marks	Guidance
(b)	(i)	 <p>Barium ion with no (or eight) electrons AND two chloride ions with correct <i>dot-and-cross</i> octet ✓</p> <p>Correct charges ✓</p>	2	<p>For the first mark, if eight electrons are shown in the cation then the 'extra' electron in the anion must match the symbol chosen for electrons in the cation</p> <p>IGNORE inner shell electrons</p> <p>Circles not essential</p> <p>ALLOW One mark if both electron arrangement and charges are correct but only one Cl is drawn</p> <p>allow 2[Cl]⁻ (Bracket not required)</p>
	(ii)	Barium hydroxide OR barium oxide OR barium carbonate ✓	1	ALLOW Ba(OH) ₂ OR BaO OR BaCO ₃
		Total	9	

Question			Answer	Marks	Guidance
5	(a)	(i)	Reflux ✓	1	
		(ii)	Nucleophilic substitution ✓ <i>Mechanism</i> Curly arrow from lone pair on OH ⁻ to δ ⁺ carbon atom ✓ Curly arrow and dipole on C-I bond ✓ Correct products ✓	4	The curly arrow must start from the oxygen atom of the OH ⁻ and must start from either the lone pair or the negative charge DO NOT ALLOW attack by NaOH
	(b)		(Minimum) $n(\text{pentan-2-ol})$ required = $0.1 \times 88 = 8.8 \text{ g}$ ✓ React the alcohol with a mixture of NaBr AND H ₂ SO ₄ AND warm (to distil off the product) ✓	2	ALLOW HBr

Question	Answer	Marks	Guidance
(c)*	<p><i>Please refer to the marking instructions on page 4 of this mark scheme for guidance on how to mark this question.</i></p> <p>Level 3 (5–6 marks) Applies knowledge of elimination reactions to provide the correct names and structures of all three alkenes AND Full, detailed explanation of formation of both types of isomers linked to the reaction, with clear understanding of both types of isomerism</p> <p><i>The explanations show a well-developed line of reasoning which is clear and logically structured. The information presented is relevant to the compounds drawn/named.</i></p> <p>Level 2 (3–4 marks) Applies knowledge of elimination reactions to provide the correct name and structure for pent-1-ene AND Correct structures of stereoisomers of pent-2-ene but full names missing or incorrect AND Explanation of formation of at least one type of isomers in some detail.</p> <p><i>The explanations show a line of reasoning presented with some structure. The information presented is in the most-part relevant to the compounds drawn/named.</i></p> <p>Level 1 (1–2 marks) Applies knowledge of elimination reactions to name and draw the structures of organic products. Either name OR</p>	6	<p>Indicative scientific points may include:</p> <ul style="list-style-type: none"> the elimination can produce a double bond in either the 1- or the 2- position (through combination of the hydroxyl group with a hydrogen from either the 1st or the 3rd carbon) this leads to the formation of structural isomers (pent-1-ene and pent-2-ene) pent-2-ene exhibits stereoisomerism / <i>E/Z</i> isomerism / <i>cis-trans</i> isomerism because it has two different groups attached to each carbon atom there are two possible isomers of pent-2-ene and three in total <p>Names and structures of alkenes</p> <p> pent-1-ene</p> <p> </p> <p><i>Z or cis-pent-2-ene</i> <i>E or trans-pent-2-ene</i></p>

Question		Answer	Marks	Guidance
		<p>structure should be correct for two compounds. AND Attempts to explain formation of one type of isomer. <i>The information about isomerism is basic and communicated in an unstructured way. The relationship to the compounds drawn/named may not be clear.</i></p> <p>0 marks No response or no response worthy of credit.</p>		
			Total	13

Question		Answer	Marks	Guidance
6	(a)	Not correct about the solid remaining in the weighing bottle (weighed by difference) AND Correct about the solution in the beaker ✓ Rinse out the beaker with distilled water and transfer to the volumetric flask before making up to 250 cm ³ ✓	2	
	(b) (i)	Initial reading = 0.60 (cm ³) Final reading = 22.80 (cm ³) Titre = 22.20 cm ³ ✓ Initial and final values recorded to two decimal places AND titre recorded to the nearest 0.05 cm ³ with correct units	1	
	(ii)	Suggests repeating the titration to obtain consistent/concordant results (those that agree to within 0.1 cm ³) AND calculating the mean titre ✓	1	
	(c) (i)	$n(\text{HCl}) = (0.100)(\text{answer to (c)(i)}/1000) = 0.00222 \text{ (mol)}$ ✓ $n(\text{M}_2\text{CO}_3) = 0.00222/2 = 0.00111 \text{ (mol)}$ ✓	2	ALLOW ECF from (b)(i)

Question		Answer	Marks	Guidance
	(ii)	$n(\text{M}_2\text{CO}_3)$ in total = $0.00111 \times 10 = 0.0111$ mol ✓ Molar mass = $1.58/0.0111 = 142.3$ g mol ⁻¹ ✓ Mass of M = $(142.3 - 60)/2 = 41.15$ (= K) ✓ K_2CO_3 ✓	4	Note: molar mass is between K_2CO_3 (138.2) and SrCO_3 (147.6); only possible match for a Group 1 carbonate is K_2CO_3 .
		Total	10	

Question	Answer	Marks	Guidance
7	<p>FIRST CHECK THE ANSWER ON THE ANSWER LINE IF answer = 46.0 (g mol⁻¹) award 4 marks for calculation</p> <p><i>Rearranging ideal gas equation to make n subject</i></p> $n = \frac{pV}{RT} \checkmark$ <p><i>Substituting all values taking into account conversion to Pa and m³</i></p> $n = \frac{(100 \times 10^3) \times (761 \times 10^{-6})}{8.314 \times 366} \checkmark$ $n = 0.0250 \text{ mol } \checkmark$ <p><i>Calculation of M</i></p> $M = \frac{m}{n} = \frac{1.15}{0.0250} = 46.0 \text{ (g mol}^{-1}\text{)} \checkmark$ <p><i>Identification of A</i> \checkmark</p> <pre> H H H — C — C — OH H H </pre>	5	<p>If there is an alternative answer, check to see if there is any ECF credit possible using working below</p> <p>1st mark may be implicit in direct substitution of correct values into rearranged equation.</p> <p>ALLOW any unambiguous structure ALLOW C₂H₅OH DO NOT ALLOW C₂H₆O</p>
	Total	5	

BLANK PAGE

SPECIMEN