

GCSE (9-1)

Combined Science A (Gateway)

Unit **J250/11**: Physics

General Certificate of Secondary Education

Mark Scheme for June 2018

OCR (Oxford Cambridge and RSA) is a leading UK awarding body, providing a wide range of qualifications to meet the needs of candidates of all ages and abilities. OCR qualifications include AS/A Levels, Diplomas, GCSEs, Cambridge Nationals, Cambridge Technicals, Functional Skills, Key Skills, Entry Level qualifications, NVQs and vocational qualifications in areas such as IT, business, languages, teaching/training, administration and secretarial skills.

It is also responsible for developing new specifications to meet national requirements and the needs of students and teachers. OCR is a not-for-profit organisation; any surplus made is invested back into the establishment to help towards the development of qualifications and support, which keep pace with the changing needs of today's society.















This mark scheme is published as an aid to teachers and students, to indicate the requirements of the examination. It shows the basis on which marks were awarded by examiners. It does not indicate the details of the discussions which took place at an examiners' meeting before marking commenced.

All examiners are instructed that alternative correct answers and unexpected approaches in candidates' scripts must be given marks that fairly reflect the relevant knowledge and skills demonstrated.

Mark schemes should be read in conjunction with the published question papers and the report on the examination.

© OCR 2018

Annotations available in RM Assessor

Annotation	Meaning
	Correct response
	Incorrect response
	Omission mark
	Benefit of doubt given
	Contradiction
	Rounding error
	Error in number of significant figures
	Error carried forward
	Level 1
	Level 2
	Level 3
	Benefit of doubt not given
	Noted but no credit given
	Ignore

Abbreviations, annotations and conventions used in the detailed Mark Scheme (to include abbreviations and subject-specific conventions).

Annotation	Meaning
/	alternative and acceptable answers for the same marking point
✓	Separates marking points
DO NOT ALLOW	Answers which are not worthy of credit
IGNORE	Statements which are irrelevant
ALLOW	Answers that can be accepted
()	Words which are not essential to gain credit
—	Underlined words must be present in answer to score a mark
ECF	Error carried forward
AW	Alternative wording
ORA	Or reverse argument

Subject-specific Marking Instructions**INTRODUCTION**

Your first task as an Examiner is to become thoroughly familiar with the material on which the examination depends. This material includes:

- the specification, especially the assessment objectives
- the question paper
- the mark scheme.

You should ensure that you have copies of these materials.

You should ensure also that you are familiar with the administrative procedures related to the marking process. These are set out in the OCR booklet **Instructions for Examiners**. If you are examining for the first time, please read carefully **Appendix 5 Introduction to Script Marking: Notes for New Examiners**.

Please ask for help or guidance whenever you need it. Your first point of contact is your Team Leader.

The breakdown of Assessment Objectives:

	Assessment Objective
AO1	Demonstrate knowledge and understanding of scientific ideas and scientific techniques and procedures.
AO1.1	Demonstrate knowledge and understanding of scientific ideas.
AO1.2	Demonstrate knowledge and understanding of scientific techniques and procedures.
AO2	Apply knowledge and understanding of scientific ideas and scientific enquiry, techniques and procedures.
AO2.1	Apply knowledge and understanding of scientific ideas.
AO2.2	Apply knowledge and understanding of scientific enquiry, techniques and procedures.
AO3	Analyse information and ideas to interpret and evaluate, make judgements and draw conclusions and develop and improve experimental procedures.
AO3.1	Analyse information and ideas to interpret and evaluate.
AO3.1a	Analyse information and ideas to interpret.
AO3.1b	Analyse information and ideas to evaluate.
AO3.2	Analyse information and ideas to make judgements and draw conclusions.
AO3.2a	Analyse information and ideas to make judgements.
AO3.2b	Analyse information and ideas to draw conclusions.
AO3.3	Analyse information and ideas to develop and improve experimental procedures.
AO3.3a	Analyse information and ideas to develop experimental procedures.
AO3.3b	Analyse information and ideas to improve experimental procedures.

For answers to section A if an answer box is blank ALLOW correct indication of answer e.g. circled or underlined.

Question			Answer	Marks	AO element	Guidance
1			C ✓	1	2.1	
2			B ✓	1	1.1	
3			C ✓	1	1.2	
4			B ✓	1	1.1	
5			A ✓	1	2.2	ALLOW B ✓
6			A ✓	1	1.1	
7			A ✓	1	2.1	
8			C ✓	1	2.1	
9			B ✓	1	1.1	
10			D ✓	1	2.1	

BLANK PAGES MUST BE ANNOTATED TO SHOW THEY HAVE BEEN SEEN

Question			Answer	Marks	AO element	Guidance
11	(a)	(i)	<p>FIRST CHECK THE ANSWER ON THE ANSWER LINE If answer = 0.05 (J) award 3 marks</p> <p>(work done) = force x distance ✓</p> <p>0.05 x 1(.0) ✓ = 0.05 (J) ✓</p>	3	1.2 2.1 2.1	<p>ALLOW correct symbol equation e.g. (w) = fxd IGNORE triangle style equations</p>
		(ii)	<p>FIRST CHECK THE ANSWER ON THE ANSWER LINE If answer = 0.01 W award 4 marks</p> <p>(power) = work done ÷ time ✓</p> <p>0.05 ÷ 5 ✓ = 0.01 ✓</p> <p>W / watts ✓</p>	4	1.2 2.1 2.1 1.1	<p>ALLOW ECF from 11ai e.g. 1 W if answer to 11ai is 5 (J) ✓✓✓✓ 4 W if answer to 11ai is 20 (J) ✓✓✓✓</p> <p>ALLOW correct symbol equation e.g. (p) =w/t IGNORE triangle style equations</p> <p>ALLOW 0.01 with no units or incorrect units ✓✓✓</p> <p>Unit mark is independent ALLOW J/s</p>
	(b)	(i)	3 (V)	1	2.1	
		(ii)	<p>FIRST CHECK THE ANSWER ON THE ANSWER LINE If answer = 0.5 (A) award 3 marks</p> <p>(current) = potential difference ÷ resistance ✓</p> <p>3 ÷ 6.0 ✓ = 0.5 (A) ✓</p>	3	1.2 2.1 2.1	<p>ALLOW ECF from 11bi</p> <p>ALLOW correct symbol equation e.g. (I) =V/R IGNORE triangle style equations</p>

Question		Answer	Marks	AO element	Guidance
	(c)	<p>Any one from</p> <p>remove one of the cells ✓</p> <p>add mass (to the toy car) ✓</p> <p>add a resistor (to the electrical circuit to reduce current)✓</p>	1	3.3a	<p>IGNORE references about how to increase the speed rather than the time taken</p> <p>IGNORE just reduce p.d. / reduce power</p> <p>ALLOW add weight (to the toy car)</p> <p>IGNORE just reduce current</p> <p>ALLOW specific changes to the motor e.g. use a lower current motor / use less powerful motor</p> <p>IGNORE just reduce voltage to motor / increase the resistance of the motor</p>

Question		Answer	Marks	AO element	Guidance
12	(a)	<p>charge is transferred (to/from the dome or containers) ✓</p> <p>charge is distributed (evenly) across the dome or the containers / containers are conductors ✓</p> <p>idea that like charges repel ✓</p> <p>charges on a container repel charges on the one below or on the dome ✓</p>	4	4 x 1.2	<p>ALLOW electrons for charges throughout the answer BUT DO NOT ALLOW positive electrons / references to magnetism</p> <p>ALLOW e.g. dome or containers becomes negatively charged / ORA</p> <p>ALLOW containers are not insulators / electrons pass through the foil containers</p> <p>ALLOW containers repel / container and dome repel</p> <p>ALLOW (for marking points 3 and 4) containers have the same charge so they repel ✓✓</p>
	(b)	<p>FIRST CHECK THE ANSWER ON THE ANSWER LINE If answer = 200 (s) award 4 marks</p> <p>(time) = charge (flow) ÷ current ✓</p> <p>(25 mA) = 25×10^{-3} or 0.025 (A) ✓</p> <p>= $5.0 \div (25 \times 10^{-3})$ or $5.0 \div 0.025$ ✓</p> <p>= 200 (s) ✓</p>	4	<p>1.2</p> <p>1.2</p> <p>2.1</p> <p>2.1</p>	<p>ALLOW correct rearranged symbol equation e.g. $t = C/A$</p> <p>ALLOW correct conversion from mA to A seen anywhere in the answer</p> <p>ALLOW power of 10 error due to incorrect conversion to A e.g. 0.002 or 0.2 or 2 or 20 or 2000 or 200000 ✓✓✓</p>

Question	Answer	Marks	AO element	Guidance
13 (*)	<p>Please refer to the marking instructions on page 4 of this mark scheme for guidance on how to mark this question.</p> <p>Level 3 (5–6 marks)</p> <p>Detailed description and explanation of the graph including explanation of the change of state AND/OR description of the rate of temperature increase at different points. Conclusions drawn about the material's properties. <i>There is a well-developed line of reasoning which is clear and logically structured. The information presented is relevant and substantiated.</i></p> <p>Level 2 (3–4 marks)</p> <p>Description and explanation of the graph including explanation of the change of state AND/OR description of the rate of temperature increase AND/OR conclusions drawn about the material's properties. <i>There is a line of reasoning presented with some structure. The information presented is relevant and supported by some evidence.</i></p> <p>Level 1 (1–2 marks)</p> <p>Simple description of the graph including change of state AND/OR conclusions drawn about the material's properties. <i>There is an attempt at a logical structure with a line of reasoning. The information is in the most part relevant.</i></p> <p>0 marks <i>No response or no response worthy of credit.</i></p>	6	1 x 3.1a 2 x 3.2a 3 x 3.2b	<p>AO3.1a Analyse information to interpret the graph</p> <ul style="list-style-type: none"> graph levels out at -7°C and 58°C temperature increases at different rates as gradient of graph is not constant / rapidly at first and after each level <p>AO3.2a Analyse information to make judgements about what the graph shows</p> <ul style="list-style-type: none"> graph shows three states of matter / graph shows solid, liquid and gas material is not water material is liquid at room temperature graph is horizontal because the temperature is constant when energy is being used to change the state of the material <p>AO3.2b Analyse information from the graph to draw conclusions about the material</p> <ul style="list-style-type: none"> material is solid below -7°C material is liquid between -7°C and 58°C material is a gas above 58°C melting point is -7°C boiling point is 58°C

Question		Answer	Marks	AO element	Guidance
14	(a)	<p>arrow vertically upwards labelled air resistance/drag ✓</p> <p>arrow vertically downwards labelled weight ✓</p> <p>arrows are the same length ✓</p>	3	3 x 2.1	<p>IGNORE additional arrows unless they contradict</p> <p>ALLOW vertically upwards arrow by sight e.g. slightly off vertical and not drawn with a ruler BUT DO NOT ALLOW a curved arrow ALLOW wind resistance or friction for air resistance IGNORE label of just resistance / lift / upthrust</p> <p>ALLOW vertically downwards arrow by sight e.g. slightly off vertical and not drawn with a ruler BUT DO NOT ALLOW a curved arrow IGNORE label of gravity / gravitational force</p> <p>ALLOW same length by sight or by labels</p>
	(b)	<p>two lines of correct scale length drawn ✓</p> <p>the two lines connected at 90° to each other ✓</p> <p>resultant is 5.8 (N) ✓</p>	3	3 x 2.1	<p>ALLOW any two correct length lines by sight or proportion e.g. lines of 5 cm and 3 cm / lines of 10cm and 6 cm / lines of 5 inches and 3 inches ALLOW a stated scale if length not clear IGNORE arrows</p> <p>ALLOW 90° by sight</p> <p>ALLOW resultant in the inclusive range 5.6 - 6.0 (N) ALLOW correct resultant ✓✓✓</p>
	(c)	<p>because the direction is changing (and velocity depends on direction) ✓</p>	1	1.1	<p>ALLOW it is not going in one constant direction / (size and) direction change(s) IGNORE just velocity is a vector / it is going backwards / it is moving in a circle / moving in a direction / direction is circular / not going in a straight line</p>

Question			Answer	Marks	AO element	Guidance
15	(a)	(i)	<p>hold thumb, first finger and second finger at 90° or perpendicular to each other / AW ✓</p> <p>And any two from</p> <p>first or index finger is (magnetic) field ✓</p> <p>second or middle finger is current ✓</p> <p>thumb is direction/motion/force ✓</p>	3	3 x 1.1	<p>ALLOW diagram showing the perpendicular positions (labels do not need to be correct for this mark)</p> <p>DO NOT ALLOW incorrect fingers e.g. ring finger is field / second finger is field</p> <p>ALLOW thumb shows the force of the field</p>
		(ii)	<p>Any three from</p> <p>flow of current creates a magnetic field (around the coil) ✓</p> <p>magnetic fields (of coil and magnets) interact ✓</p> <p>opposite sides of the coil experience forces in opposite directions / AW ✓</p> <p>the split-ring commutator ensures that the current is always flowing in the right direction (for clockwise rotation) / the split-ring commutator reverses the (direction of) current every half turn ✓</p>	3	3 x 1.1	<p>ALLOW magnetic field overlap</p> <p>IGNORE magnetic fields touch</p>
	(b)		<p>FIRST CHECK THE ANSWER ON THE ANSWER LINE</p> <p>If answer = 1.5 (T) award 3 marks</p> <p>(magnetic flux density) = force ÷ [current x length] ✓</p> <p>= 0.6 ÷ [0.8 x 0.5] or 0.6 ÷ 0.4 ✓</p> <p>= 1.5 (T) ✓</p>	3	1.2 2.1 2.1	<p>ALLOW $B = F \div [I \times L]$</p> <p>IGNORE triangle style equations</p>

Question			Answer	Marks	AO element	Guidance
16	(a)	(i)	<p>as the temperature increases the resistance decreases / ORA ✓</p> <p>idea that the change in resistance is larger at lower temperatures / ORA ✓</p>	2	2 x 3.1b	<p>ALLOW temperature and resistance have an inverse relationship / negative correlation</p> <p>ALLOW the lower the temperature the higher the resistance / ORA</p> <p>ALLOW correct use of figures e.g. at 10 °C the mean resistance of 1900 is the highest</p> <p>IGNORE inversely proportional</p> <p>ALLOW non-linear</p>
		(ii)	<p>Any two from</p> <p>763.3 (Ω) or mean at 20 °C should be 763 (Ω) ✓</p> <p>536 (Ω) or mean at 30 °C should be 537 (Ω) ✓</p> <p>idea that 720 (Ω) or the second reading for 25 °C is an anomaly so should be repeated or disregarded / 720 (Ω) or the second reading for 25 °C is an anomaly so the mean should be 610 (Ω) ✓</p>	2	2 x 3.2a	<p>Identification AND remedy required for each mark</p> <p>ALLOW the mean at 20°C is recorded to too many sig figs, it should be three sig figs or 763</p> <p>ALLOW 763.3 (Ω) or mean at 20 °C should have the number after the decimal point removed</p> <p>ALLOW 536 (Ω) or mean at 30 °C should be rounded up</p> <p>ALLOW the anomaly for trial 2 at 25 °C needs to be done again or ignored</p> <p>ALLOW description for an anomaly / outlier / anomalous</p>

Question	Answer	Marks	AO element	Guidance
(b)	<p>Any one from</p> <p>increase the range (of temperatures) ✓</p> <p>repeat/redo the anomalous readings ✓</p> <p>decrease the interval (between temperature readings) ✓</p> <p>stir the water (to ensure uniform temperature) ✓</p>	1	3.3b	<p>ALLOW examples of a larger range e.g. start the temperature at 0°C / start at a lower temperature</p> <p>IGNORE just repeat the readings BUT ALLOW repeat it as there are anomalous results</p> <p>IGNORE references to the thermometer / voltmeter / water bath</p>
(c)	<p>FIRST CHECK THE ANSWER ON THE ANSWER LINE If answer = 6.28×10^{-3} or 6.3×10^{-3} (A) award 3 marks</p> <p>$(I) = \sqrt{P \div R}$ or in words ✓</p> <p>$= \sqrt{75 \times 10^{-3} \div 1900}$ or $\sqrt{3.95 \times 10^{-5}}$ ✓</p> <p>$= 6.28 \times 10^{-3}$ (A) or 6.3×10^{-3} (A) ✓</p>	3	<p>1.2</p> <p>2.1</p> <p>2.1</p>	<p>ALLOW answer to any number of decimal places</p> <p>ALLOW $I^2 = P/R$ or in words</p> <p>ALLOW 6.28 mA or 6.3 mA if unit indicated ✓✓✓</p> <p>ALLOW 0.00628 (A) or 0.0063 (A) ✓✓✓</p> <p>ALLOW 6×10^{-3} (A) ✓✓</p> <p>ALLOW any answer that rounds to 6.3×10^{-3} (A) ✓✓✓</p>

OCR (Oxford Cambridge and RSA Examinations)
The Triangle Building
Shaftesbury Road
Cambridge
CB2 8EA

OCR Customer Contact Centre

Education and Learning

Telephone: 01223 553998

Facsimile: 01223 552627

Email: general.qualifications@ocr.org.uk

www.ocr.org.uk

For staff training purposes and as part of our quality assurance programme your call may be recorded or monitored

Oxford Cambridge and RSA Examinations
is a Company Limited by Guarantee
Registered in England
Registered Office; The Triangle Building, Shaftesbury Road, Cambridge, CB2 8EA
Registered Company Number: 3484466
OCR is an exempt Charity

OCR (Oxford Cambridge and RSA Examinations)
Head office
Telephone: 01223 552552
Facsimile: 01223 552553

© OCR 2018

 **Cambridge
Assessment**

