

GCE

Physics B

H557/02: Scientific literacy in physics

Advanced GCE

Mark Scheme for Autumn 2021

OCR (Oxford Cambridge and RSA) is a leading UK awarding body, providing a wide range of qualifications to meet the needs of candidates of all ages and abilities. OCR qualifications include AS/A Levels, Diplomas, GCSEs, Cambridge Nationals, Cambridge Technicals, Functional Skills, Key Skills, Entry Level qualifications, NVQs and vocational qualifications in areas such as IT, business, languages, teaching/training, administration and secretarial skills.

It is also responsible for developing new specifications to meet national requirements and the needs of students and teachers. OCR is a not-for-profit organisation; any surplus made is invested back into the establishment to help towards the development of qualifications and support, which keep pace with the changing needs of today's society.















This mark scheme is published as an aid to teachers and students, to indicate the requirements of the examination. It shows the basis on which marks were awarded by examiners. It does not indicate the details of the discussions which took place at an examiners' meeting before marking commenced.

All examiners are instructed that alternative correct answers and unexpected approaches in candidates' scripts must be given marks that fairly reflect the relevant knowledge and skills demonstrated.

Mark schemes should be read in conjunction with the published question papers and the report on the examination.

© OCR 2021

1. Annotations available in RM Assessor

Annotation	Meaning
	Benefit of doubt given
	Contradiction
	Incorrect response
	Error carried forward
	Level 1
	Level 2
	Level 3
	Transcription error
	Benefit of doubt not given
	Power of 10 error
	Omission mark
	Error in number of significant figures
	Correct response
	Wrong physics or equation

2. Abbreviations, annotations and conventions used in the detailed Mark Scheme (to include abbreviations and subject-specific conventions).

Annotation	Meaning
/	alternative and acceptable answers for the same marking point
reject	Answers which are not worthy of credit
not	Answers which are not worthy of credit
Ignore	Statements which are irrelevant
Allow	Answers that can be accepted
()	Words which are not essential to gain credit
—	Underlined words must be present in answer to score a mark
ECF	Error carried forward
AW	Alternative wording
ORA	Or reverse argument

Question		Answer	Marks	Guidance
1	a	i	1	Or work required per unit mass to bring a body from infinity to that point AW Or energy required per kg to travel to infinity.
		ii	2	Explanation in terms of potential well can gain both marks. (negative potential at mass going to zero at infinity) Second mark does not depend on the first.
		iii	1	Accept that electrostatic force can be both positive and negative. Reference to charge only is not enough.
	b	Value = $(+)6.3 \times 10^7 \text{ J}$ ✓. K.E. + G.P.E. = 0 for this value ✓ AW Assuming no energy transfer through atmosphere/ No work done against frictional forces ✓	3	When all KE has been transferred to PE, PE = zero so the body is out of the potential well. Allow KE greater than or equal to PE. Allow 'energy losses' if 'in atmosphere' specified
	c	k.e. = $1.0 \times 10^{11} \text{ J}$ ✓ g.p.e. = $-4.37 \times 10^9 \text{ J}$ ✓ total energy = $1.0 \times 10^{11} \text{ J}$ ✓ Total energy is positive – Voyager will continue to move further from Sun ✓	4	$1.04 \times 10^{11} \text{ J}$ to 3 s.f. Must have negative sign $9.97 \times 10^{10} \text{ J}$ to 3 s.f. Allow variations due to different numbers of sf used in calculations One mark for correct total energy from incorrect E_k and/ E_P Accept 'will leave Sun's gravitational field'
Total			11	

Question			Answer	Marks	Guidance
2	a	i	$V = 9.0 \times e^{-3.5/(4700 \times 10^{-6} \times 1400)} \checkmark$ $= 5.29 \text{ V} \checkmark$	2	Must give own value.
	a	ii	$\Delta E = \frac{1}{2} C (9.0^2 - 5.3^2) = 0.124 \text{ J} \checkmark$ Power = 0.036 W \checkmark Current through/ p.d. across component not constant \checkmark	3	3 rd mark independent
	b		p.d. across capacitor when $E = 300 \text{ J}$, $V_{300 \text{ J}} = \sqrt{2E/C} = \sqrt{2 \times 300 \text{ J}/120 \text{ F}} = \sqrt{5} \text{ V} = 2.24 \text{ V} \checkmark$ p.d. across capacitor when $E = 50 \text{ J}$, $V_{50 \text{ J}} = 0.91 \text{ V} \checkmark$ time = $-\ln(0.91/2.24) \times 30 \times 10^{-3} \times 120 = 3.2 \text{ s} \checkmark$ minimum value because no external load \checkmark	4	Other routes may be used. Bald correct answer gains all three marks for the calculation.
			Total	9	
3	a		Energy gained by block = 541 J \checkmark Power per $\text{m}^2 = 541/(600 \times 0.0013) = 690 \text{ W m}^{-2} \checkmark$	2	Accept 540 J No s.f. penalty. Accept range of answers due to sf choice. Allow 700 W m^{-2}
	b		Power output of Sun = $1.4 \times 10^3 \times 4 \times \pi \times (1.5 \times 10^{11})^2 \checkmark$ $= 3.96 \times 10^{26} \text{ W} \checkmark$	2	1 mark for correct calculation of area of sphere = $2.83 \times 10^{23} \text{ m}^2$. Need own value
	c	i	Identification of positron as anti-lepton, neutrino as lepton \checkmark Lepton number on LHS = zero, lepton number on RHS = zero \checkmark	2	
	c	ii	Mass loss from one three-stage reaction, $\Delta m = 0.0265 \text{ u} \checkmark$ Energy released per reaction = Δmc^2 $= (0.0265 \times 1.661 \times 10^{-27}) \text{ kg} \times 9 \times 10^{16} \text{ m}^2 \text{ s}^{-2} = 3.96 \times 10^{-12} \text{ J} \checkmark$ Number of reactions $\text{s}^{-1} = 3.8 \times 10^{26} \text{ J} / (3.96 \times 10^{-12} \text{ J} \times 0.98) \checkmark$ $= 9.8 \times 10^{37} \checkmark$	4	Or $4.4 \times 10^{-29} \text{ kg}$ Ecf within question throughout 3 marks maximum for 9.6 or 9.4×10^{37} Correct bald answer gains four marks
			Total	10	

Section B					
Question		Answer	Marks	Guidance	
4	a	$E = 3.43 \text{ N} \times 3.951 \text{ m} / (5.9 \times 10^{-8} \text{ m}^2 \times 0.002 \text{ m}) \checkmark$ $= 1.15 \times 10^{11} \text{ Pa} \checkmark$	2	Or via $\varepsilon = 5.062 \times 10^{-4}$ & $\sigma = 5.814 \times 10^7 \text{ Pa}$ Bald correct answer gains two marks. Accept two s.f. answer of $1.1 \times 10^{11} \text{ Pa}$	
	b	i	area occupied by one atom = $(2.3 \times 10^{-10} \text{ m})^2$ $= 5.29 \times 10^{-20} \text{ m}^2 \checkmark$ Number of atoms in $5.9 \times 10^{-8} \text{ m}^2$ $= 5.9 \times 10^{-8} \text{ m}^2 / 5.29 \times 10^{-20} \text{ m}^2 = 1.115 \times 10^{12} \checkmark$ Tension = $3.43 \text{ N} / 1.115 \times 10^{12} = 3.1 \times 10^{-12} \text{ N} \checkmark$	3	Bald correct answer gains three marks. Allow use of πr^2 giving area = $4.15 \times 10^{-20} \text{ m}^2$ and / 1.42×10^{12} atoms per layer. 3 rd marking point available as ecf from number of atoms. ($3.075 \times 10^{-12} \text{ N}$ to 4 s.f.)
	b	ii	$x = FL/AE$ $= 3.43 \text{ N} \times 2.3 \times 10^{-10} \text{ m} / (5.9 \times 10^{-8} \text{ m}^2 \times 1.15 \times 10^{11} \text{ Pa}) \checkmark$ $= 1.163 \times 10^{-13} \text{ m} = 1.2 \times 10^{-13} \text{ m} \checkmark$	2	Ecf from (a) if this method used. (precise value of E gives $1.16 \times 10^{-13} \text{ m}$) Alternative methods possible, e.g. simple ratio: $x = 0.002 \text{ m} \times 2.3 \times 10^{-10} \text{ m} / 3.591 \text{ m} \checkmark$ $= 1.16 \times 10^{-13} \text{ m} \checkmark$ Or $x = \varepsilon L = 5.062 \times 10^{-4} \times 2.3 \times 10^{-10} \text{ m} \checkmark$ $= 1.16 \times 10^{-13} \text{ m} \checkmark$
	b	iii	Force constant = $3.1 \times 10^{-12} \text{ N} / 1.16 \times 10^{-13} \text{ m} \checkmark$ $= 26.7 \text{ N m}^{-1} = 27 \text{ N m}^{-1} \checkmark$	2	Ecf from b(i) and b(ii). No credit if 3.43 N used. Unrounded answers give acceptable 26 N m^{-1} to two s.f.

Question	Answer	Marks	Guidance
c	<p>Level 3 (5–6 marks) Clear explanation of yield stress; clear explanation of the limitations of the model; clear explanation of the effect of mobile dislocations in materials and its effect on yield stress. (can be helped by a correct diagram) Clear explanation of the effects of adding alloying atoms to the metal. <i>There is a well-developed line of reasoning which is clear and logically structured. The information presented is relevant and substantiated.</i></p> <p>Level 2 (3–4 marks) Clear explanation of yield stress. Gives a clear explanation of either the limitations of the model or the effect of mobile dislocations and considers the effect of alloying atoms. The explanations are correct but lack either breadth or depth. <i>There is a line of reasoning presented with some structure. The information presented is relevant and supported by some evidence.</i></p> <p>Level 1 (1–2 marks) Description/explanation of yield stress; Gives a superficial description of either the limitations of the model or the effect of mobile dislocations. Mentions the role of alloying atoms. <i>There is an attempt at a logical structure with a line of reasoning. The information is in the most part relevant.</i></p> <p>0 marks No response or no response worthy of credit</p>	6	<p>Indicative scientific points may include:</p> <ul style="list-style-type: none"> • Description/explanation of term ‘yield stress’ • Model suggests perfect (crystal) structure • Better model includes missing atoms/dislocations in layers of atoms. • Dislocations in metals are mobile • (Dislocations allow) bonds to be broken one at a time rather than the whole plane failing at once • (dislocations) reduce stress required for material to yield • Dislocations can be ‘pinned’ by alloying atoms • Dislocations can be pinned (tangled together) by work hardening • Alloying/work hardening (usually) leads to a harder material • Alloying/work hardening (usually) leads to a more brittle material • Diagrams of dislocations • Effect of grain size/rate of cooling
Total		15	

Question	Answer	Marks	Guidance
5 a	$k = 4\pi^2 \times 0.84 \text{ kg} / (1.3 \text{ s})^2 \checkmark$ $= 19.62 \text{ N m}^{-1} = 20 \text{ (N m}^{-1}) \checkmark$	2	Bald answer of 19.62/19.6/20 gains two marks.
b	$\text{k.e.}_{\text{max}} = \frac{1}{2} kx^2 = 0.5 \times 19.6 \text{ N m}^{-1} \times (0.24 \text{ m})^2 \checkmark = 0.565 \text{ J}$ $v_{\text{max}} = (2 \times [0.5 \times 19.6 \text{ N m}^{-1} \times \{0.24 \text{ m}\}^2] \text{ J} / 0.84 \text{ kg})^{1/2} \checkmark$ $= 1.16 \text{ m s}^{-1} \checkmark$	3	One mark for correct k.e. (0.56 J) Ecf from (a) OR $v_{\text{max}} = 2\pi f A \checkmark$ $= 2 \times \pi \times (1.3 \text{ s})^{-1} \times 0.24 \checkmark$ $= 1.16 \text{ m s}^{-1} \checkmark$ 1.2 m s^{-1}
c	<p>p.e. is proportional to x^2 so p.e. will fall to half maximum value when $x^2 = (x_{\text{max}})^2/2$ so p.e. is half maximum value when $x = x/(2)^{1/2} \checkmark$ AW Total energy = k.e. + p.e. so when p.e. = $\frac{1}{2}$ p.e._{max} so is kinetic energy AW \checkmark</p>	2	Or via p.e. = 0.565 J/2 = 0.2865 J $0.2865 \text{ J} = \frac{1}{2} kx^2 \checkmark$ $x = \sqrt{(0.565 \text{ J} / 19.62 \text{ N m}^{-1})} = 0.170 \text{ m}$ and $0.24 \text{ m} / \sqrt{2} = 0.170 \text{ m} \checkmark$
d	$1/(2^{1/2}) = \cos(2\pi t/1.3 \text{ s}) \checkmark$ $t = 0.163 \text{ s} \checkmark$	2	Or via $0.170 \text{ m} = 0.24 \text{ m} \cos(2\pi t/1.3 \text{ s})$
e	Changing flux/magnetic field in metal sheet \checkmark Emf generated \checkmark Current driven by emf \checkmark (I^2r) heating effect of current \checkmark	4	'Changing flux generates emf' gains 2 marks. Or work done against Lenz force AW – need work done/energy transferred rather than just 'against force' 4 th mark can be independent.
f	Pendulum will resonate with (wind-induced) oscillations of the tower \checkmark Energy of movement of tower is transferred to pendulum \checkmark Energy of pendulum transferred to internal energy of block \checkmark	3	AW throughout
	Total	16	

Question		Answer	Marks	Guidance
6	a	Any two from: <ul style="list-style-type: none"> • Heating effect of current • Changes resistance of wire • Higher current will lead to higher equilibrium temperature 	2	Accept 'maintain constant temperature of wire'
	b	i	2	Non-zero p.d. intercept ✓ Contact resistance ✓ Accept low resistance voltmeter/ systematic error in length measurement/zero error on meter
	b	ii	2	Method of establishing gradient clearly shown, $\Delta L \geq 0.5 \text{ m}$ ✓ Gradient $1.8 \text{ (V m}^{-1}\text{)}$ to 2 s.f. ✓
	b	iii	3	$\sigma = GL/A = I/V \times L/A = I/A \div [V/L]$ ✓ $= 0.30 \text{ A} / \{\pi \times (2.8 \times 10^{-4} \text{ m})^2\} \div 1.8 \text{ V m}^{-1}$ ✓ $= 6.8 \times 10^5 \text{ (S m}^{-1}\text{)}$ ✓ Bald answer of $6.8/6.77/6.767 \times 10^5$ gains two marks. e.c.f. own gradient from (b)(ii) If using specific I and V values (instead of gradient) two marks max.
	c	Any two from: <ul style="list-style-type: none"> • same current will require greater p.d. across wire • greater heating effect • higher resistance therefore lower conductance (therefore lower conductivity) 	2	Or same I & larger R ✓ gives larger I^2R ✓
	d	<ul style="list-style-type: none"> • metals have free electrons/electron cloud/sea of free electrons/metallic bonding allows electrons to migrate through lattice under potential difference • insulators have far fewer free electrons/electrons are bound to individual atoms in insulators • more electrons (therefore more charge) flow under given potential difference in metals so conductivity far higher 	3	
Total			14	

Section C				
Question		Answer	Marks	Guidance
7	a	0.0119 m ✓	1	no s.f. penalty (so 0.011935 is OK, as is 0.012))
	b	Number of waves in pulse = $1 \times 10^{-6} \times 3.5 \times 10^6 = 3.5$ ✓ Wavelength = 4.4×10^{-4} m ✓ Resolution = $4.4 \times 10^{-4} \times 3.5/2 = 7.7 \times 10^{-4}$ ✓	3	Ecf from number of waves in a cycle Or pulse duration x velocity/2. 1.54×10^{-3} credited two marks
		Total	4	
8	a	Width of Fig 8 = 53 mm Number of pixels along length = $(25/53) \times 920 = 434$ ✓ Resolution = $39/434 = 0.090$ mm ✓	2	Expect to see one stage calculation. Allow horizontal length or length along arrow ECF from length of image. Range: rounds to 0.09 mm to 1 s.f.
	b	1 bit per pixel so only choice of 2 possibilities (0 & 1) ✓ Density of white pixels in image ✓	2	'one bit per pixel' on its own is not enough for mark
		Total	4	

Question			Answer	Marks	Guidance
9	a	i	The value of the variable concerned falls by a factor of the square of the distance between the source and detector ✓ Intensity will have fallen to $1/R^2$ at the object (this now acts as the source) this reflected intensity falls by a factor of $1/R^2$ again; intensity of reflection signal at source = $1/R^2 \times 1/R^2 = 1/R^4$ ✓	2	AW – clear explanations gain the mark A complete and clear statement required.
	a	ii	Calculation of intensity ratio = $1/(2.4)^4$ ✓ $= 0.03014 = 0.030$ ✓ Power difference in dB = $10 \log_{10} 0.030 = (-) 15$ dB ✓	3	$10 \log_{10} 0.03014 = (-) 15.2$ dB
	b	i	$\ln 0.93 = -0.07257 = -\alpha \times 0.1$ ✓ $\alpha = 0.07257/0.1 = 0.726$ ✓	2	Evaluation needed for second mark
	b	ii	$P = \frac{P_0 e^{-\alpha(2R)}}{R^4} \Rightarrow R^4 \times \frac{P}{P_0} = e^{-\alpha(2R)}$ ✓ $\ln\left(3.0^4 \times \frac{P}{P_0}\right) = \ln 3.0^4 + \ln \frac{P}{P_0} = -2 \alpha R = -6.0 \alpha$ ✓ Using $\alpha = 0.7 \text{ m}^{-1} \Rightarrow P/P_0 = 0.000186$ ✓ $10 \log(0.000186) = -37.3$ dB ✓	4	Bald correct answer gains all the marks. Ecf own value of α . If the factor of two left out in the attenuation expression, leading to an answer of -28.2 dB ($\alpha = 0.7 \text{ m}^{-1}$) or -28.5 dB ($\alpha = 0.726 \text{ m}^{-1}$), three marks. Using $\alpha = 0.726 \text{ m}^{-1} \Rightarrow P/P_0 = 0.000158$ & $\Delta P = -38.0$ dB Ecf from third to fourth mark.
			Total	11	

Question	Answer	Marks	Guidance
10	<p>Level 3 (5–6 marks) Superposition: Clear explanation of the principle of superposition including the concept of in phase superposition producing highest amplitude resultant and the link between amplitude and power. Bats: Clear explanation of superposition from the two sources and explanation/description of energy distribution of the sound in front of the bat. Medical ultrasound: Clear explanation of delaying pulses so that they meet in front of the transducer in phase at a (chosen) depth. Link between amplitude and intensity/power of beam at given depth and why this is important. <i>There is a well-developed line of reasoning which is clear and logically structured. The information presented is relevant and substantiated.</i></p> <p>Level 2 (3–4 marks) Gives a clear explanation principle of superposition and its relevance to the beam from bats or medical ultrasound. Or a superficial explanation of all three sections attempted. <i>There is a line of reasoning presented with some structure. The information presented is relevant and supported by some evidence.</i></p> <p>Level 1 (1–2 marks) Gives a superficial description of any two of the three areas of interest. <i>There is an attempt at a logical structure with a line of reasoning. The information is in the most part relevant.</i></p> <p>0 marks No response or no response worthy of credit</p>	6	<p>Indicative scientific points may include:</p> <ul style="list-style-type: none"> • Credit clear diagram showing waves from two sources meeting in phase. • Principle of superposition clearly stated • Waves from two sources will always meet in phase along the line at right angles to the sources at the midpoint of the sources. • Energy ‘focused’ /redistributed along line where waves meet in phase • Relationship between amplitude and power • More intense beam will have same proportion of energy at ‘target’ but greater value of energy. • Medical ultrasound concentrates energy at a depth • Concentrating energy in this fashion means greater energy reflected • Greater return energy delivers more detail/information • Concentrating energy in this manner allows greater depths to be imaged
	Total	6	

OCR (Oxford Cambridge and RSA Examinations)
The Triangle Building
Shaftesbury Road
Cambridge
CB2 8EA

OCR Customer Contact Centre

Education and Learning

Telephone: 01223 553998

Facsimile: 01223 552627

Email: general.qualifications@ocr.org.uk

www.ocr.org.uk

For staff training purposes and as part of our quality assurance programme your call may be recorded or monitored